



DigiLocker

Student Flow for fetching Certificates

Certificates in the Life of a Citizen



DigiLocker Home page




SIGN IN

SIGN UP

Securely Access

Your documents anytime, anywhere



Getting started is quick and easy



Register Yourself



Verify Yourself



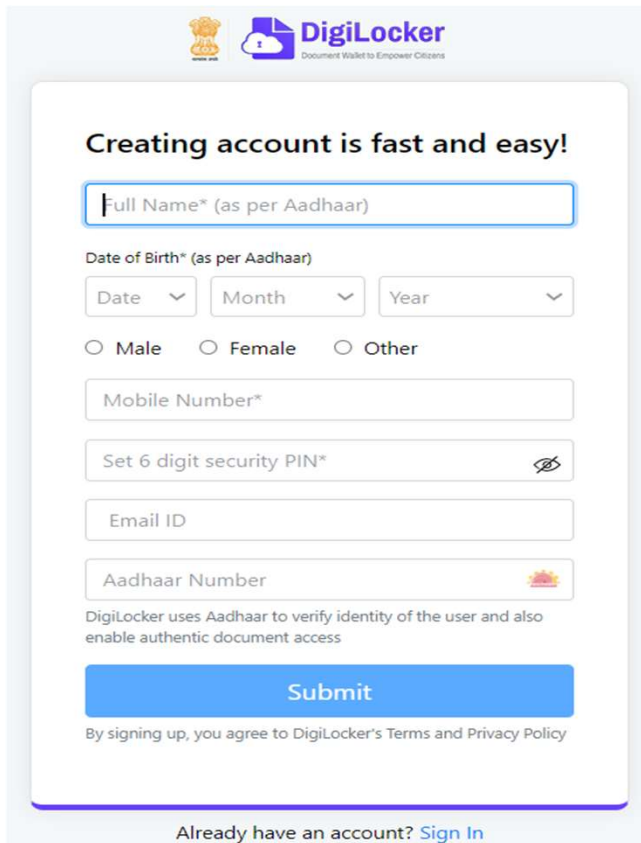
Fetch your Documents

Sign Up Button for Signup/Sign in
DigiLocker

DigiLocker aims at 'Digital Empowerment' of the citizen by providing access to authentic digital documents to the citizen's digital document wallet.

Candidate Login www.digilocker.gov.in

DigiLocker Sign Up/ Sign in Process



Creating account is fast and easy!

Full Name* (as per Aadhaar)

Date of Birth* (as per Aadhaar)

Date Month Year

Male Female Other

Mobile Number*

Set 6 digit security PIN*

Email ID

Aadhaar Number

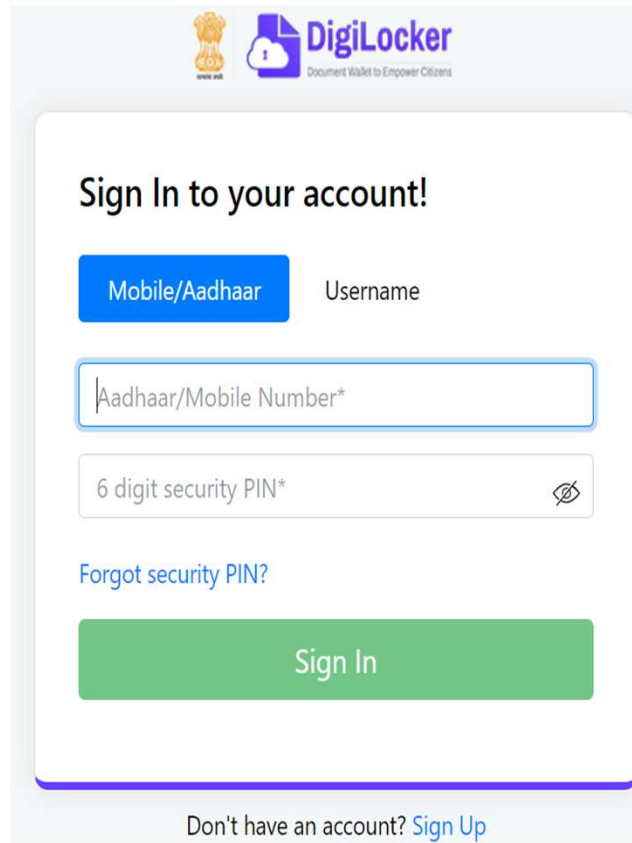
DigiLocker uses Aadhaar to verify identity of the user and also enable authentic document access

Submit

By signing up, you agree to DigiLocker's Terms and Privacy Policy

Already have an account? [Sign In](#)

Sign up Screen



Sign In to your account!

Mobile/Aadhaar Username

Aadhaar/Mobile Number*

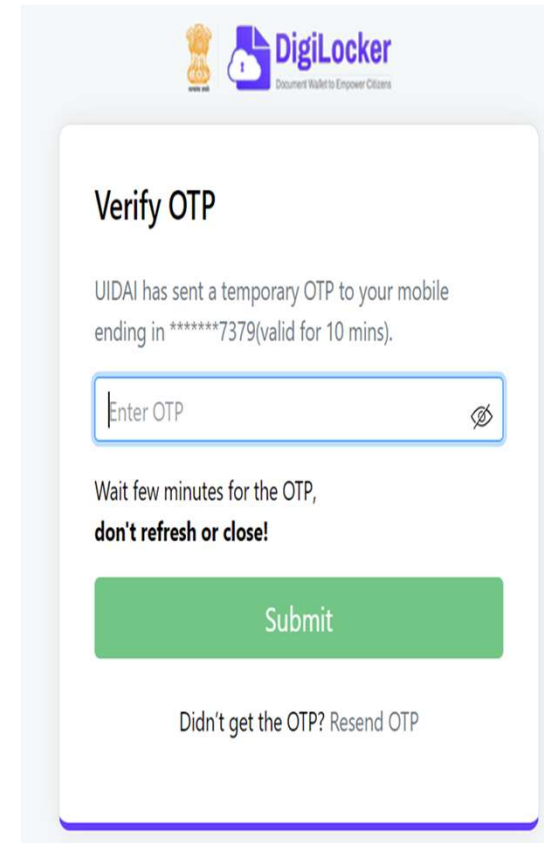
6 digit security PIN*

[Forgot security PIN?](#)

Sign In

Don't have an account? [Sign Up](#)

Sign in Screen



Verify OTP

UIDAI has sent a temporary OTP to your mobile ending in *****7379(valid for 10 mins).

Enter OTP

Wait few minutes for the OTP, **don't refresh or close!**

Submit

Didn't get the OTP? Resend OTP

Enter the OTP received on registered Mobile no.

Welcome Page of Personal DigiLocker Account



Home

Issued Documents

Browse Documents

My Profile

Drive

Activities

About

Logout

Welcome, Prason Kumar !

DigiLocker 'Issued Documents' are at par with original documents as per IT ACT, 2000

Your issued documents

[VIEW ALL \(7\)](#)

 Aadhaar Card ***** Aadhaar, Unique Identification...	 ID Card 443906 National e-Governance Division	 PAN Verification R... BLXPK9422R Income Tax Department, Govt of...	 Minis
--	---	--	-----------

New in DigiLocker

Accountants General	Acko General...	Additional Skill...	Adichunchanagiri...
---------------------	-----------------	---------------------	---------------------
















DigiLocker Individual Account Issued Section



- Home
- Issued Documents**
- Browse Documents
- My Profile
- Drive
- Activities
- About
- Logout

You have 7 issued documents

DigiLocker 'Issued Documents' are at par with original documents as per IT ACT, 2000

	Aadhaar Card *****	Aadhaar, Unique Identification Authority of India Tue, 15 Sep 2020 09:57:39 GMT	 
	ID Card 443906	National e-Governance Division Fri, 14 Jun 2019 16:19:35 GMT	 
	PAN Verification Record BLXPK9422R	Income Tax Department, Govt of India Fri, 08 Feb 2019 14:57:20 GMT	 
	Registration of Vehicles DL14CD1530	Ministry of Road Transport and Highways Wed, 14 Jun 2019 17:35:54 GMT	 
	Insurance - Life 885221739	Me... Co. Ltd. T... 6:08 GMT	 

Issuing Authorities

URIs – Link for the documents

Browse for your Academic Institution

The screenshot shows the DigiLocker dashboard interface. On the left, there is a vertical navigation menu with options: Home, Issued Documents, Search Documents (highlighted), Drive, My Profile, About DigiLocker, and Logout. The main content area displays various issuing authorities under the 'Education' section. A 'VIEW ALL (443)' link is visible at the top right of this section. Three callout boxes provide instructions: 1. Click here for Finding the section and Issuing Authority (pointing to 'Search Documents'), 2. Go to Education Section (pointing to the 'Education' header), and 3. Click here for finding your Issuing Authority (pointing to the 'VIEW ALL (443)' link).

1. Click here for Finding the section and Issuing Authority

2. Go to Education Section














3. Click here for finding your Issuing Authority

Browse for your Academic Institution

- Home
- Issued Documents
- Browse Documents**
- My Profile
- Drive
- Activities
- About
- Logout

← Education

Search Education issuers

 Additional Skill Acquisition... Kerala	 Adichunchanagiri University	 AIIMS Rishikesh	 Ajeenkya DY Patil University	 Andaman Law College Andaman...	 Assam Don Bosco...	 Assam State Board of... Assam
 Azim Premji University...	 Bangalore University	 Bihar State Board of Scho... Bihar	 Biju Patnaik University	 BML Munjal University	 Board of Higher Secondary... Kerala	 Board of Technical... Goa

Institute Name can be Searched

Browse for your Academic Institution

The screenshot shows the DigiLocker dashboard at the URL `digilocker.gov.in/dashboard/issuers`. The page is titled "Education" and features a search bar with the text "mak". Three institution cards are displayed:


- DIRECTORATE OF SKILL...** (Madhya Pradesh)
- Makhanlal Chaturvedi...** (The callout box points to this name)
- Sri Devaraj Urs Academy of...**

A callout box with the text "Click on the name of the Institution." points to the name of the second institution, "Makhanlal Chaturvedi...".

Issued Documents

- 🏠 Home
- 👤 Issued Documents
- 🔍 Search Documents
- 📁 Drive
- 👤 My Profile
- 📄 About DigiLocker
- 🚪 Logout

← **Makhanlal Chaturvedi National University of Journalism and C...**



Degree/
Diploma...

Click on the type of Certificate to fetch.

Provide Search parameter to fetch certificate

The screenshot shows the DigiLocker dashboard at the URL `digilocker.gov.in/dashboard/documents/fetch`. The page features a left sidebar with navigation options: Home, Issued Documents, Search Documents (highlighted), Drive, My Profile, About DigiLocker, and Logout. The main content area is titled "Get your document by entering the required details" and contains a form with the following fields:

- Name: Name gets Auto Populated
- Date of Birth: Date gets Auto Populated
- Gender: Gender gets Auto Populated
- ROLL NO: Example: 12345
- REGN NO: Example: A/12345
- YEAR: Example: 2020
- SEMESTER: Select SEMESTER ▾

Below the form, there is a checkbox labeled "I provide my consent to DigiLocker to share my details with the Issuers for the purpose of fetching my documents." which is checked. A blue "Get Document" button is located at the bottom right of the form.

A yellow callout box on the right side of the page contains the following text:

Makhanlal Chaturvedi National University of Journalism and Communication, Bhopal is issuing their Digital awards for the following years, through DigiLocker. These can be pulled by students into their DigiLocker accounts. Degree: NA
Marksheet: 2020,2021 Diploma: NA
Transcript: NA

A blue callout box with a pointer to the "Get Document" button contains the text:

Provide your search parameters and click on Get Document to fetch your relevant certificate
















Link for that certificate fetched saved in issued document section



- Home
- Issued Documents**
- Browse Documents
- My Profile
- Drive
- Activities
- About
- Logout

You have 7 issued documents

DigiLocker 'Issued Documents' are at par with original documents as per IT ACT, 2000

 Aadhaar Card *****	Aadhaar, Unique Identification Authority of India Tue, 15 Sep 2020 09:57:39 GMT	 
 ID Card 443906	National e-Governance Division Fri, 14 Jun 2019 16:19:35 GMT	 
 PAN Verification Record BLXPK9422R	Income Tax Department, Govt of India Fri, 08 Feb 2019 14:57:20 GMT	 
 Registration of Vehicles DL14CD1530	Ministry of Road Transport and Highways Wed, 11 Dec 2019 17:35:54 GMT	 
 Insurance - Life 885221739	Max Life Insurance Co. Ltd. Thu, 10 Oct 2019 11:36:08 GMT	 

These URI (links of the documents get saved in the user's accounts and every time this is clicked by the user the fresh data is fetched

Thank You
